

# Key Question: 'What does it mean to belong to the Jewish religion?'

## Aims for today:

To learn about the **mezuzah** and its significance to Jewish households.

To understand that investigating the **Shema** is a way of understanding core Jewish beliefs.


To know how Judaism started and that the **Torah** is the Jewish Holy Book

Do you remember when we watched the clip about Charlie and what it meant to be Jewish?

He showed how Jewish houses have mezuzahs on their door frames.

Watch the clip again if you wish.

<https://www.bbc.co.uk/programmes/p02mx8pg>



# What is a Mezuzah?

- The Mezuzah is a scroll which Jewish people keep inside a case.



# Where does a Mezuzah belong?

- The Mezuzah is fixed to the right side of their doorframe and when Jewish people fix it there they chant 'Blessed are you, Lord, our God, Sovereign of the Universe'.



# Why is the Mezuzah important?

- The Mezuzah is placed on doorframes to constantly remind Jewish people of God's presence.




# What happens if you move house?

- If Jews move house they have to take the Mezuzah down from the door and take it with them.




# What do you do with a Mezuzah?

- Whenever a Jewish person goes through their door they touch the Mezuzah to remind themselves that God is there.





# So what is inside a mezuzah?



The scroll  
contains the  
first two  
paragraphs of  
the  
"Shema" prayer





# Shema

twinkl



# What is the Shema?

Shema is one of the most important **Jewish** prayers.

It is one of the first **prayers** learnt by Jewish children.

It is said three times every day by Jewish people.

It is included in nearly every service at the **Synagogue**.



# Why is the Shema Important?


The Shema prayer is important for lots of reasons.

It reminds Jewish people that:



Click on the Stars of David to reveal!

# Where Can the Prayer Be Found?



The Shema can be found inside the Torah.

***Click on the camera to watch the film clip.***

Can you answer these questions?

- What is the boy reciting at the beginning of the video?
- How often is the prayer read?
- What is the boy wearing to show respect to God?



# Where Else is the Shema Found?

The Shema can be found inside the **Tefillin**.

The Tefillin are strapped to the left arm and forehead.

It is a constant reminder that God is in their mind and their heart.



The Shema can be found inside a **Mezuzah**.

There is one on each door frame.

When Jewish people pass the Mezuzah they kiss it.



Photo courtesy of Robert Couse-Baker, Loren Javier (@flickr.com) - granted under creative commons licence – attribution


# What Does the Prayer Mean?

The prayer is written in **Hebrew**.

The word Shema means to hear or listen.

The prayer has three paragraphs.

Here is a translation of the first paragraph:



Hear O Israel, the Lord is our God, the Lord is One.

Blessed is His name, whose glorious kingdom is forever and ever.

Love the Lord your God with all your heart, and all your soul, and all your might. These words that I command you today shall be upon your heart. Repeat them to your children, and talk about them when you sit in your home, and when you walk in the street; when you lie down, and when you rise up. Hold fast to them as a sign upon your hand, and let them be as reminders before your eyes. Write them on the doorposts of your home and at your gates.

**Deuteronomy 6: 4-9**



# What Can You Remember About the Shema?

Can you repeat two things you can remember about the Shema?




Photo courtesy of Shlomit Or (@flickr.com) - granted under creative commons licence - attribution



## Activity: To make your own scroll to make a prayer to go in a mezuzah or your own Torah.

Note: you can make an 'art straw' by rolling up an A4 piece of paper lengthwise as tightly as you can and then glue or tape it down. You could use thin sticks instead.

*Write the important messages of the Shema on your scroll*

### Why is the Shema Important?

The Shema prayer is important for lots of reasons.

It reminds Jewish people that:

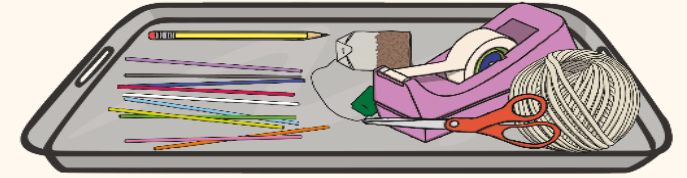


- \* There is only one God
- \* God loves everybody and they should love Him.
- \* Everybody should follow God's rules.
- \* Children should be taught the Torah

## How to Make a Scroll

### You will need:

- Tea bag
- Water
- Tray
- Pens/pencils
- Piece of paper
- Art straws
- Sticky tape
- Scissors
- String



### Instructions

1. (An adult needs to do this part.) Put a teabag in a tray and pour over boiling water. Let it soak for five minutes.
2. Dip the piece of paper in until it is covered.
3. Take it out of the water and let it dry.
4. Place the paper in front of you in landscape position.
5. Cut two art straws down so they are slightly longer than the length of the paper.
6. Attach an art straw on each end of the paper with sticky tape.
7. Write your own message on the scroll.
8. Roll the paper up from each edge.
9. Fasten together with string.



twinkl

visit [twinkl.com](https://www.twinkl.com)



### Challenge 1: Make a scroll

Challenge 2: Make a scroll and choose one important message from the Shema to write on it

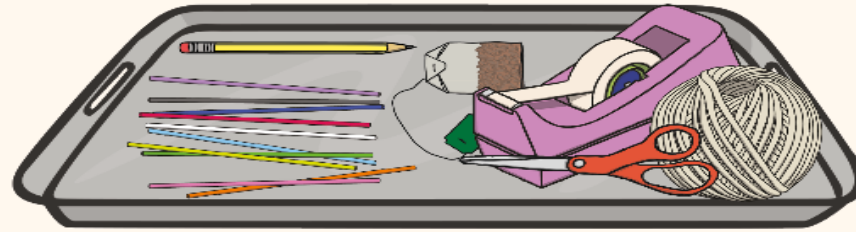
Challenge 3: Make a scroll and write 2 or more important messages from the Shema.

# Can You Make Your Own Torah?

## How to Make a Scroll

### You will need:

Tea bag  
Water  
Tray  
Pens/pencils  
Piece of paper  
Art straws  
Sticky tape  
Scissors  
String



### Instructions

1. (An adult needs to do this part.) Put a teabag in a tray and pour boiling water. Let it soak for five minutes.
2. Dip the piece of paper in until it is covered.
3. Take it out of the water and let it dry.
4. Place the paper in front of you in landscape position.
5. Cut two art straws down so they are slightly longer than the length of the paper.
6. Attach an art straw on each end of the paper with sticky tape.
7. Write your own message on the scroll.
8. Roll the paper up from each edge.
9. Fasten together with string.

