




## EYFS Termly Overview 2024 - Term 2

Topic: Celebrations							
	Week 1 w/c 04.11.23	Week 2 w/c 11.11.23	Week 3 w/c 18.11.23	Week 4 w/c 25.11.23	Week 5 w/c 02.12.23	Week 6 w/c 09.12.23 12 <sup>th</sup> Dec - Nativity	Week 7 w/c 16.12.23 17 <sup>th</sup> Dec - Snowman Show 19 <sup>th</sup> Dec - Christmas lunch
<b>Communication and Language</b>	<p>Children will be encouraged to:</p> <ul style="list-style-type: none"> <li>Represent and communicate their experiences in play.</li> <li>Develop social phrases, such as "Good morning, how are you?".</li> <li>Listen carefully and to understand why listening is important.</li> <li>Learn new vocabulary related to the learning in class.</li> <li>Use complete sentences in everyday talk.</li> <li>Express a point of view and to debate when they disagree with an adult or a friend.</li> </ul>						
<b>Personal, Social and Emotional Development</b>	Andy Baker - Zones of regulation	Jigsaw Lesson Celebrating differences - What am I good at?	Jigsaw Lesson Celebrating differences - I'm special, I'm me!	Jigsaw Lesson Celebrating differences - Families	Jigsaw Lesson Celebrating differences - Homes	Jigsaw Lesson Celebrating differences - Making Friends	Jigsaw Lesson Celebrating differences - Standing up for yourself
<b>Physical</b>	<p>This term, our PE Hub lessons will focus on cooperating and solving problems. Children will also be:</p> <ul style="list-style-type: none"> <li>Using different writing equipment.</li> <li>Practising correct letter formation.</li> <li>Taking part in weekly 'Penpals' handwriting sessions.</li> </ul>						
<b>Phonics</b>	<b>Phase 2</b> Learn h, b, f, ff Read 'no' and 'I'	<b>Phase 2</b> Learn l, ll, ss Read 'go' and words ending in 's'.	<b>Phase 3</b> Learn j, v, w, x Read 'me'	<b>Phase 3</b> y, z, zz, qu Read we, be Write the, into, go, to	<b>Phase 3</b> Learn sh, ch, th, ng Read he, she	<b>Phase 3</b> Learn ai, ee, igh, oa Read: was, you Write: I, no	
	<p><b><u>We will be learning to</u></b></p> <ul style="list-style-type: none"> <li>Hear and say the initial sound in words.</li> <li>Blend sounds together to read simple words.</li> <li>Write the letter sounds we have learnt using correct formation.</li> <li>Segment words for writing.</li> <li>Read short captions.</li> <li>Write short captions.</li> </ul>						



<p><b>Literacy</b></p> 	<p>Learn the story of Rama &amp; Sita.</p>	<p>Enjoying the books Day Monkey, Night Monkey. The Owl Who is afraid of the dark. Funny bones. Owl babies.</p>	<p>Learn the story of The Three Billy Goats Gruff.</p>	<p>Sequence images from The Three Billy Goats Gruff.</p>	<p>Create a simple story map and use it to retell the story of The Three Billy Goats Gruff.</p>	<p>Mog's Christmas</p>	
<p><b>Maths</b></p>	<p><b>Block 6</b> Night and Day</p>	<p><b>Block 6</b> Shapes with four sides.</p>	<p><b>Block 5</b> Representing 4 and 5. Composition of 4 and 5.</p>		<p>Assess, consolidate &amp; extend.</p>	<p>Assess, consolidate &amp; extend.</p>	<p>Assess, consolidate &amp; extend.</p>
<p><b>Understanding the world</b></p>	<p>Learning about the Hindu Festival of Diwali</p>	<p>Learning about Light and Dark. Where does light come from?  Learning about Autumn  Nocturnal animal</p>				<p>Visiting the Post Office to post Christmas cards home.</p>	
<p><b>Expressive arts and design</b></p>	<p>Making a clay Diya</p>	<p>Sun prints</p>			<p>Make Christmas Cards</p>	<p>Christmas Crafts</p>	
<p>Weekly, 'Jolly Music' lesson with Mrs Francis Black Exploring the role-play areas inside and outside. Practising and performing the Christmas play.</p>							